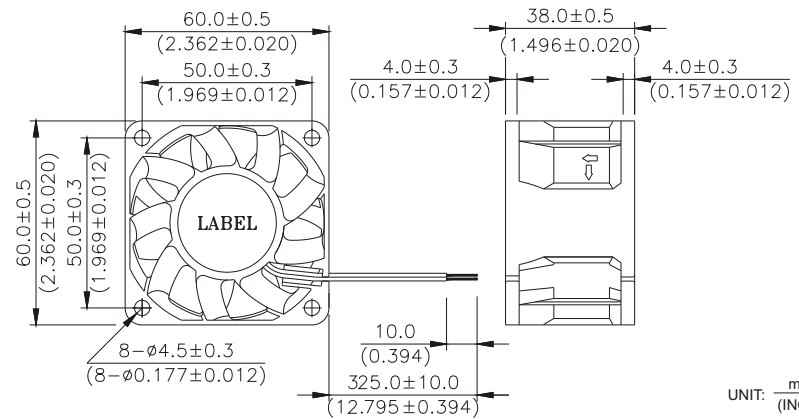


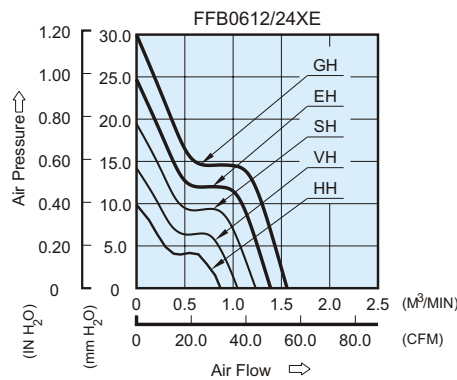
FFB 60 x 60 x 38 MM SERIES

DIMENSIONS DRAWING

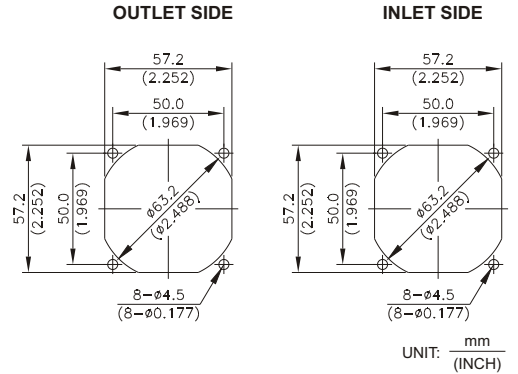


- * Bearing Type
Ball Bearings
- * Material
Impeller & Frame : Plastic (UL 94V-0)
- * Lead Wires :
UL 1007 AWG #24 OR Equivalent
Red Wire Positive (+)
Black Wire Negative (-)
- * Weight : 106g (3.74 oz)

P & Q CURVE (AT RATED VOLTAGE)



MOUNTING PANEL CUTOUT



| MODEL | | Rated Voltage | Operating Voltage Range | Rated Current | Rated Input Power | Speed | Maximum Air Flow | | Maximum Air Pressure | | Noise |
|------------|-------------|---------------|-------------------------|---------------|-------------------|--------|---------------------|-------|----------------------|---------------------|-------|
| PART NO. | FUNCTION | VDC | VDC | Amp | Watt | R.P.M. | m ³ /min | CFM | mmH ₂ O | IN H ₂ O | dB-A |
| FFB0612HHE | -R00 / -F00 | 12 | 4.5 to 13.8 | 0.23 | 2.76 | 5000 | 0.870 | 30.72 | 9.87 | 0.388 | 40.5 |
| FFB0624HHE | -R00 / -F00 | 24 | 14.0 to 26.4 | 0.13 | 3.12 | | | | | | |
| FFB0612VHE | -R00 / -F00 | 12 | 4.5 to 13.8 | 0.34 | 4.08 | 6000 | 1.040 | 36.73 | 13.34 | 0.525 | 46.5 |
| FFB0624VHE | -R00 / -F00 | 24 | 14.0 to 26.4 | 0.17 | 4.08 | | | | | | |
| FFB0612SHE | -R00 / -F00 | 12 | 4.5 to 13.8 | 0.55 | 6.60 | 7000 | 1.230 | 43.44 | 19.45 | 0.766 | 50.5 |
| FFB0624SHE | -R00 / -F00 | 24 | 14.0 to 26.4 | 0.27 | 6.48 | | | | | | |
| FFB0612EHE | -R00 / -F00 | 12 | 4.5 to 13.8 | 0.80 | 9.60 | 8000 | 1.420 | 50.15 | 24.70 | 0.972 | 54.5 |
| FFB0624EHE | -R00 / -F00 | 24 | 14.0 to 26.4 | 0.38 | 9.12 | | | | | | |
| FFB0612GHE | -R00 / -F00 | 12 | 4.5 to 13.8 | 0.93 | 11.16 | 9000 | 1.550 | 54.74 | 30.02 | 1.182 | 60.0 |

- * Function type is optional.
- * The max. air flow and the speed are measured in free air ; max. air pressure is measured at zero air flow.
- * Noise is measured in anechoic chamber in free air, one meter from intake side.
- * All readings are typical values at rated voltage.
- * Specifications are subject to change without notice.